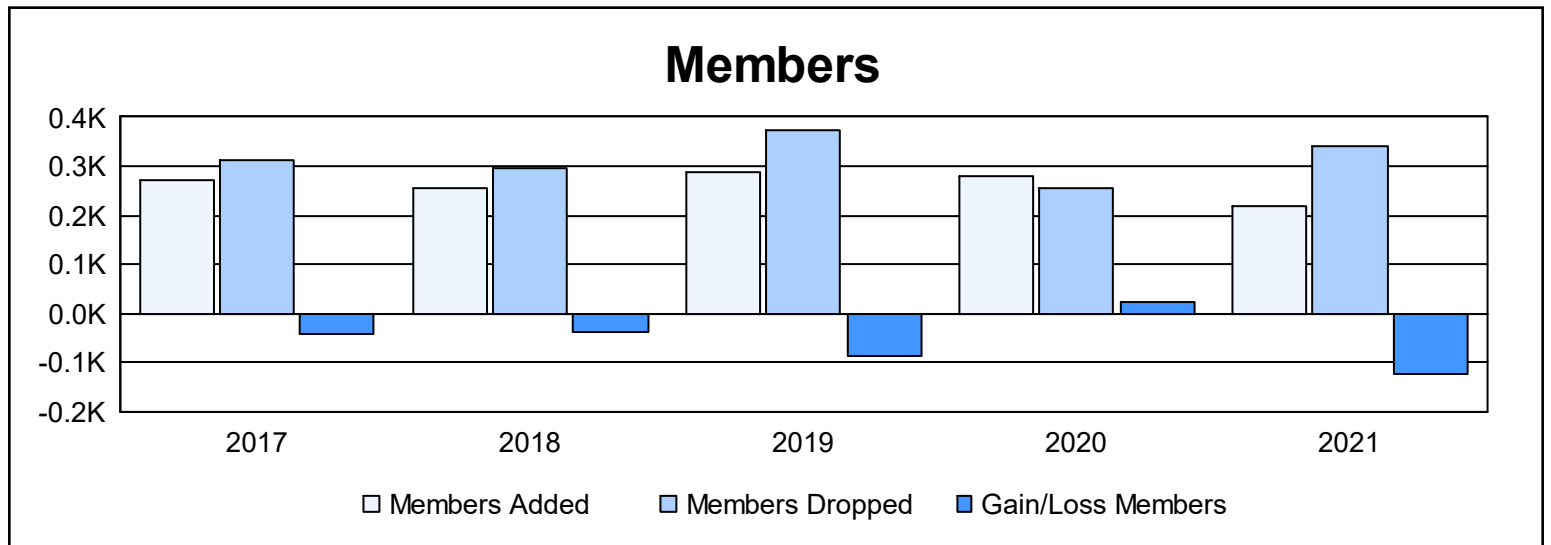
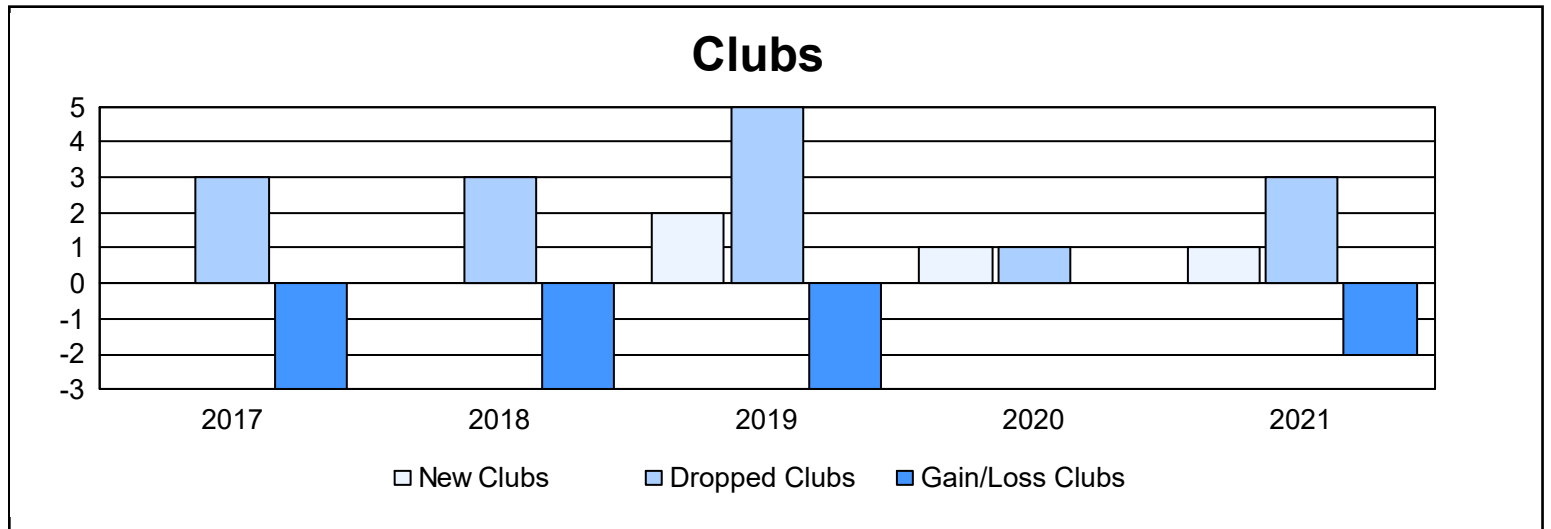
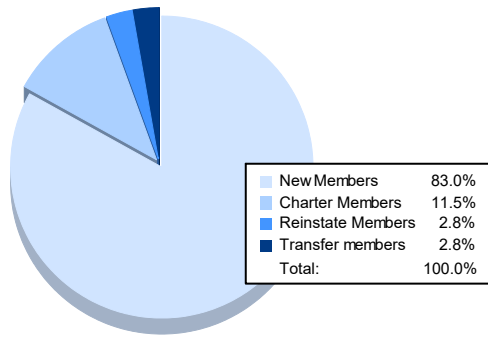


| Year           | New Clubs | Dropped Clubs | Gain/ Loss Clubs | New Members | Charter Members | Reinstate Members | Transfer Members | Total Member Added | Total Members Dropped | Gain/ Loss Members |
|----------------|-----------|---------------|------------------|-------------|-----------------|-------------------|------------------|--------------------|-----------------------|--------------------|
| 2016-2017      | 0         | 3             | -3               | 244         | 0               | 4                 | 23               | 271                | 314                   | -43                |
| 2017-2018      | 0         | 3             | -3               | 240         | 0               | 8                 | 9                | 257                | 295                   | -38                |
| 2018-2019      | 2         | 5             | -3               | 229         | 52              | 1                 | 6                | 288                | 375                   | -87                |
| 2019-2020      | 1         | 1             | 0                | 226         | 40              | 12                | 3                | 281                | 256                   | 25                 |
| 2020-2021      | 1         | 3             | -2               | 181         | 25              | 6                 | 6                | 218                | 340                   | -122               |
| <b>Average</b> | <b>1</b>  | <b>3</b>      | <b>-2</b>        | <b>224</b>  | <b>23</b>       | <b>6</b>          | <b>9</b>         | <b>263</b>         | <b>316</b>            | <b>-53</b>         |



### Membership Composition June 2021 Cumulative



### Gender Composition June 2021 Cumulative

